



CAN ADAPT TO ANY CHALLENGE

Kyocera understands that no two businesses are alike and that successful businesses demand solutions that can grow with them. That's why the KM-2550 offers a range of excellent input and output options. Simply select the required features and the device can be precisely configured to meet your exact requirements.

**Document processor (DP-410)**

Copy, fax or scan longer documents quickly and minimise any time spent waiting at the device. Benefit from increased efficiency thanks to the rapid two-sided input of up to 50 A4 pages.

**Up to two additional 300-sheet paper cassettes (PF-410)**


Save time and reduce user intervention during longer copy or print runs by adding additional paper capacity, up to a maximum of 1,250 sheets. The inclusion of a paper gauge clearly indicates the remaining paper level, ensuring minimum down-time during the busiest periods.

Duplex unit (DU-410)

Take advantage of double-sided print and copy output. With the N-up copy function and the optional duplex unit, eight pages can potentially be condensed to one double-sided page.

Internal finisher (DF-410)

Staple up to 30 sheets automatically with the space-saving internal-finisher. Professional document finishing is available effortlessly and without the need to sacrifice precious office space.

**Job separator (JS-410)**

Clear organisation and easy identification of specific jobs is achieved through the separation of up to 100 sheets of print, copy or fax output.

KM-2550		
FEATURE	ADVANTAGE	BENEFIT FOR YOU
25ppm in A4 13ppm in A3	Rapid document output	Increased efficiency for your office, allowing faster working and more time for other tasks
Time to first page of approx. 4.9 seconds	Minimised waiting time at the device	Increased efficiency within the work environment
Network print function as standard	No hidden costs associated with network connection or separate printing options	KM-2550 can be shared for printing by more than one user from the outset
650-sheet paper capacity, upgradeable to 1,250 sheets	Fewer paper refills required, additional paper supply for the machine	Increases efficiency, handles different formats of paper with ease and reduces user intervention
Duplex document processor (optional)	Scan or copy up to 50 pages of double-sided originals automatically	Reduces paper consumption and minimises time spent at the device
Kyocera technology	Long-life components	Minimised running costs, reduced service intervals, increased reliability and reduced environmental impact

KM-2550

Monochrome A3 multifunctional

The KM-2550 incorporates extremely durable components that guarantee smooth and reliable operation between service visits. The KM-2550 keeps your operating costs low and productivity high, at the same time ensures minimum impact on the environment.

The KM-2550 offers standard network printing and copying functions so a workgroup can benefit immediately from increased efficiency.

GENERAL

Technology: Kyocera Laser, Mono component
Type: Desktop
Engine speed: Max. 25/13 pages per minute A4/A3
Resolution: 600 dpi x 600 dpi, 256 greyscales (scan/copy), Fast 1,200 dpi (1,800 x 600 dpi) (print)
Time to first copy: 4.9 seconds or less
Time to first page: 4.9 seconds or less
Warm-up time: 20 seconds or less
Duty cycle: Max. 40,000 sheets per month
Power Source: AC 220 V ~ 240 V, 50/60 Hz
Power Consumption: Printing: 564W, Stand-By: 110W, Low power: 55W
Noise (ISO 7779): Printing: 64.7dB, Stand-By: 40dB
Dimensions (W x D x H): 574 x 593 x 607 mm
Weight: Approx. 47kg
Certification: GS/TÜV/CE
This product is produced according to the quality norm ISO 9001 and the environmental guidelines ISO 14001

PAPER HANDLING

All mentioned paper capacities are based on a paper thickness of max. 0.11 mm. Please use paper recommended by Kyocera Mita under normal environmental condition.

Input capacity: 300-sheet universal feeder x 2, 64-105g/m², A3, A4, A5, A6, Ledger, Letter, Legal, Folio
50-sheet multi-purpose tray, 45-160g/m², A3, A4, A5, A6, Ledger, Letter, Legal, Folio
Custom (98 x 147 - 297 x 432 mm)
Max. 1,250 sheets (4 paper feeders)
Output capacity: 250-sheet face-down

COPY FUNCTIONS

Max. original size: A3
Continuous copying: 1 - 999
Memory capacity: 64MB standard, Max. 256MB, 1 additional DIMM slot (16, 32, 64, 128 MB)
Zoom range: 25 - 200% in 1% steps
Present magnification ratios: 5R / 4E
Digital copy features: Energy save mode, interrupt copy, scan-once-print-many, electronic sort, rotate sort, rotate sort copy, automatic paper selection, duplex*, stapling*, layout mode (2-in-1, 4-in-1), filing copy, split copy, margin shift, border erase, ECOcopy mode, program key mode, department code (100)
Exposure mode: Auto, Manual: 7 steps
Image adjustments: Text + Photo, Text, Photo

*1 Additional duplex unit DU-410 is required
*2 Additional document finisher DF-410 is required

System Platform

The KM-2550 delivers outstanding network connectivity and problem-free system administration. Kyocera's single platform technology means that the same driver can be used for every KM print device on the network; from single user desktop printers to high-end multifunctional systems. Only Kyocera offers this effortless combination of IT sophistication and high-performance paper handling expertise.

PRESCRIBE IIe

With the Kyocera page design and control language, PRESCRIBE IIe, even complex graphics, logos and forms (even multipart forms) can be created independently of the system and saved and updated on the printer. Consequently, integration into print files no longer applies. They are only accessed as required and therefore relieve the load on the network.

CONTROLLER PRINT FUNCTIONS (standard)

Processor: PowerPC 750Cxr 300MHz
Memory: 64 MB standard, Max. 320MB, 1 additional DIMM slot (32, 64, 128, 256 MB) + Microdrive
Emulations: PCL 6/PCL 5e incl. P/L, KPDL 3 (PostScript 3 compatible) with Automatic Emulation Sensing (AES), Line Printer, IBM Proprinter X24E, Epson LQ-850, Diablo 630
Controller language: PRESCRIBE IIe
Fonts: 80 outline fonts (PCL), 136 outline fonts(KPDL3), 1 bitmap font, 45 types of one-dimensional barcodes, plus two-dimensional barcode PDF-417
Print features: eMPS for quick copy, proof, and hold private print, storage and job management functionality with Microdrive, PDF direct printing

INTERFACES

Standard interface: High-speed bi-directional parallel (IEEE 1284), USB 2.0 (High-speed), 10Base-T/100Base-TX standard, KU10 LV Option-Interface slot, CF card Option-interface slot, Microdrive Option-interface slot
Multiple interface connection (MIC): MIC allows for simultaneous data transfer via up to three interfaces, with each interface having its own virtual printer.

SCAN FUNCTIONS (optional)

Scan Functionality: Scan-to-PC, scan-to-email, network TWAIN
Scan Speed: Max. 25 originals per minute (600 dpi/A4)
Original type: Text, photo, text + photo and OCR
Maximum scan size: A3
Scan resolution: 600, 400, 300, 200 dpi (256 greyscales)
Applicable PC: IBM PC/AT compatible
Applicable OS: Windows 95, 98, Me, NT4.0, 2000, XP, Server2003, Mac
Interface: 10/100Base-TX
Network protocol: TCP/IP
Compression format: G4 (MMR)
Image format: TIFF, PDF
Bundled software: Scanner file utility, Address book, Address editor, TWAIN Source, Scan to Mac, PaperPort 8.2

FAX FUNCTIONS (optional)

*Optional document processor DP-410 is required
Compatibility: ITU-T Super G3
Modem speed: Max. 33.6 kbps
Transmission speed: 3 seconds or less (JBIG)
Scanning speed: 1 second
Scanning density: 8 dot/mm x 3.85 line/mm, Fine: 8 dot/mm x 7.7 line/mm, Superfine: 8 dot/mm x 15.4 line/mm, Ultrafine: 16 dot/mm x 15.4 line/mm (with optional memory), halftone

Typefaces and barcodes

The 80 scalable PostScript fonts provide high flexibility for all applications. A total of 45 integrated barcodes including hash totals are computed automatically by the printer and printed at the desired size, alignment and position.

KM-NET Viewer

KM-NET Viewer is an advanced network management software tool that is compatible with all Kyocera printers and multifunctional products, as well as those of other vendors, by using the standardised protocol SNMP. The settings of all printers on the network can be checked visually and amended from any Windows PC. KM-NET Viewer also acts as a valuable, real-time, early warning system by sending eMail messages.

CompactFlash® card

The CompactFlash® card offers abundant storage space for typefaces, logos, standard forms and signatures as well as individual API or PRESCRIBE macros.

Maximum original size: A3
Compression method: JBIG, MMR, MR, MH
Memory: Standard 4MB Bitmap (Max. 8MB), Standard 4MB Image (Max. 32MB)
Fax features: Network faxing*, rotate transmission, duplex fax reception, confidential, relay and bulletin board, transmission and reception, N-up reception, mailbox, remote diagnostics.
*Optional Scan system(F) is required
Bundled software: Address book for fax, Address editor for fax

OPTIONS

Scan System (SCANF), Fax System L (FAXL)

Paper handling
DP-410 Document Processor: 50-sheet, Duplex scan, 45-160g/m², A3-A5R, Folio, Ledger-Statement-R
PF-410 Paper feeder (2 max): 300-sheets, 60-105g/m², A3-A5R, Folio, Ledger-Statement-R
DU-410 Duplex unit: 60-80g/m², A3-A5R, Folio, Ledger-Statement-R
JS-410 Job separator: 100-sheet, 45-90g/m², A3-A5R, Folio, Ledger-Statement-R
DF-410 Document finisher: 500-sheet, 60-105g/m², A3-B5, Folio, Ledger-Statement-R, Staple(30-sheet), 1 position

Memory
Copy Memory
DIMM memory: Max. 256MB, 1 additional DIMM slot (16, 32, 64, 128 MB)
Printer Memory
DIMM memory: Max. 320MB, 1 additional DIMM slot (16, 32, 64, 128, 256 MB)
CompactFlash card: 1 slot (8, 16, 32, 64 MB), forms, fonts, logos, macro storage
Microdrive: 1 slot, storage of data, forms, fonts, etc and eMPS
Fax Memory
MM-13-32: Bitmap (4MB) and Image memory (28MB)

Optional interface
IB-21e Network card: 10Base-T/100Base-TX
SB-110FX Network card: 10Base-T/100Base-TX/100Base-FX, FibreOptic
SB-50 Network card: 10Base-FL, FibreLink
SB-60 Network card: TokenRing STP/UTP
SB-70 Network card: Wireless LAN - IEEE 802.11b
IB-11 Serial interface: RS-232C Serial Interface (up to 115.2kbps)

Others
Platen cover (D)
CB-410 cabinet: High wooden cabinet with storage capacity
CB-415 cabinet: Low wooden cabinet with storage capacity

CONSUMABLES

TK-420 Toner-Kit: Microfine toner for 15,000 pages at 6% A4 coverage

Capacity of starter toner is 3,000 pages at 6% A4 coverage



KM-2550

►print ►copy ►scan ►fax

THINK BIG

with the A3 multifunctional for efficient and professional document management needs



KM-2550

THE MULTIFUNCTIONAL PERFORMER MADE FOR PROFESSIONALS

When you require high-quality print and copy output within your working environment, it's essential to have the right tools for the job. The Kyocera KM-2550 is an integrated solution that combines network printing, copying and has optional faxing and scanning functions. Additionally, the space saving design and Kyocera's ease-of-use enables you to achieve a more efficient workflow within your department. However, not all multifunctionals have the reliable performance, paper-handling features and flexibility that the professional user demands. So, for a future-proof solution that you can count on, look no further than the KM-2550 from Kyocera.



PROVEN TECHNOLOGY FROM KYOCERA GIVES YOU THE RESULTS YOU DEMAND

When it comes to **high-performance multifunctional devices** that deliver document printing and high-quality copying, nothing beats Kyocera solutions. Our unique heritage in both printer and copier technology means that Kyocera is uniquely positioned to deliver multifunctional devices that in turn

deliver improved efficiencies for your business. With our established excellence in environmentally friendly, low-cost technology, our products help your business save money. Furthermore, the portfolio of complimentary **intelligent digital solutions** optimize your workflow.

CONNECTIVITY AND BUSINESS SOLUTIONS DESIGNED FOR A DEMANDING ENVIRONMENT

The KM-2550 is the ideal solution to meet the output demands of busy departments and workgroups. From the very first day, the KM-2550 is ready to deliver benefits to your business. The **standard network printing**

functionality, a range of **paper-handling options** and flexible configuration make the KM-2550 the perfect answer for the **professional who wants tools to get the job done**, today and tomorrow.

EFFICIENT DOCUMENT OUTPUT WITH FLEXIBILITY FOR THE REAL WORLD

Thanks to its rapid output, flexible configuration and range of options, the KM-2550 can deliver a significant boost to the efficiency of your office. **A3 network printing and copying come as standard.** Producing an impressive 25 A4 pages per minute and with a first-copy time of just 4.9 seconds, the KM-2550 is fast enough to ensure that you are never kept waiting. With a

standard paper capacity of 650 sheets, upgradeable to 1,250 for the more demanding environment, it delivers reliable performance and minimises the need for user intervention. In addition, the solutions portfolio and the document-finishing options delivered by the KM-2550 mean that the device is ready to become the hub of your busy office.

NETWORK PRINTING FROM DAY ONE

The KM-2550 is a professional tool for the modern business and as such delivers network printing functionality as standard. There is no additional cost for a network-interface card or complex printer configurations. After installation, your business is able to share the printing capability immediately. In addition, the inclusion of a standard high-speed USB 2.0 and IEEE 1.284 parallel interface allow a more straightforward, local connection to the KM-2550. **The device's powerful CPU and standard 64MB RAM of dedicated printer memory allow effortless handling of larger documents.** For those with greater document-output requirements, the dedicated printer memory can be increased to an impressive 320MB and MicroDrive support and eMPS functionality is also available.

The KM-2550 supports PCL 6, offers PostScript 3 emulation and provides a range of time-saving features such as **PDF direct printing**. The drag-and-drop convenience associated with this

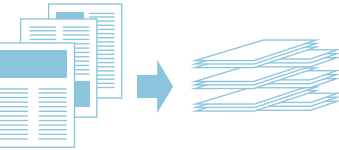


popular document format delivers increased efficiencies within the workplace. Simply clicking on a PDF file and sending it directly to the device for printing without opening, is a benefit that everyone will soon appreciate.

POWERFUL COPY CAPABILITY

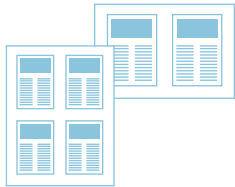
The speedy KM-2550 gives busy offices the flexible digital-copy features they demand. Whether high-quality reproduction of graphics on an A3 page or multiple copies of newsletters and reports are required, the KM-2550 offers a powerful range of digital-copy modes that allows you to get the job done-quickly, efficiently and effortlessly. The **standard 64MB** copier memory can be upgraded to a useful 256MB, allowing the device to perform complex digital tasks whilst maintaining the highest possible image quality.

Electric sort mode: Automatic collation of multiple-copy sets saves the time required for sorting and frees up more time for other, more important, tasks.



Rotate sort mode: The KM-2550 is capable of delivering pre-sorted, multiple-copy sets, neatly stacked and ready for distribution.

Layout mode: Reduce levels of paper consumption by combining multiple pages in a single page. It is possible to reduce two or even four originals onto a single copy.



NETWORK SCANNING

The optional network scanning function enables the KM-2550 to fully exploit the increased efficiency offered by e-mail and other forms of **electronic document management**. **Archiving and distributing documents in digital form is easy** thanks to rapid scan speeds and outstanding ease-of-use. Send scans directly to any PC on your network, to e-mail addresses or even directly to a server with files saved in either PDF or TIFF format. The practical address book tool can store up to 100 e-mail addresses for added convenience. If the optional Document Processor (DP-410) is fitted, larger documents can be digitised with the aid of the continuous-scan functionality.

HIGH-SPEED SUPER G3 FAXING

Distribute documents quickly and efficiently with the Super G3 fax option. Add the optional document processor and you can fax double-sided A4 and A3 documents with ease. Together with the network scan option, the G3 fax feature allows **network fax transmission and reception**, enhancing workflow efficiency still further.